



## OUTLINE GAS



Gas hobs

Code: 7440 000



### DETAILS

Edge/Installation Type Flush-mount | Top-mount

---

Material AISI 304 stainless steel

---

Texture Brushed in line

---

Supply 220 - 240 V; 50/60 Hz

---

Dimensions 873x513 mm

---

Base size 90cm

---

Heating element Five burners

---

Built-in hole View technical data sheet

---

Grids Cast iron grids and enamelled burner covers

---

Width 87 cm

---

Total power 9.500 W

---

Auxiliary 2 x 1.000 W

---

Semirapid 2 x 1.750 W

---

Double crown 4.000 W

---

Safety Safety valve with quick-acting thermocouple

---

Ignition Electric ignition under knob

---

Gas type Tested for installation with natural gas, LPG nozzle set included.

---

Type Gas Hob

---

## FEATURES

**Cast iron grids** Cast-iron is the ideal material for an hob grid, this due to the manifold properties characterising it: high heat capacity that improves cooking performance; high weight and stability that improve safety; sturdiness that preserves the hob's original aspect over time; easy cleaning.

---

**Precise Power** Flat burners with PrecisePower system: great control in flame-settings. Maximum precision in regulating the flame, thanks to the 10 pre-set levels of the PrecisePower system. And as a benefit, the nice and ultra-low look of the new Flat burners.

---

**Safe cooking** All Foster cooker hobs are equipped with safety valves. They shut off the gas supply very quickly if the flame accidentally goes out.

---

## Special burners

Many Foster hobs are equipped with special burners, with two or three rings of fire that greatly increase the power delivered and the heated surface. In the DUAL models the two fire crowns also have independent ignition, making these burners perfect for both intensive and delicate cooking.

---

## Ultra-flat hob

Design meets functionality in the the ultra-flat models. Elegant grids that form a generously sized overall surface.

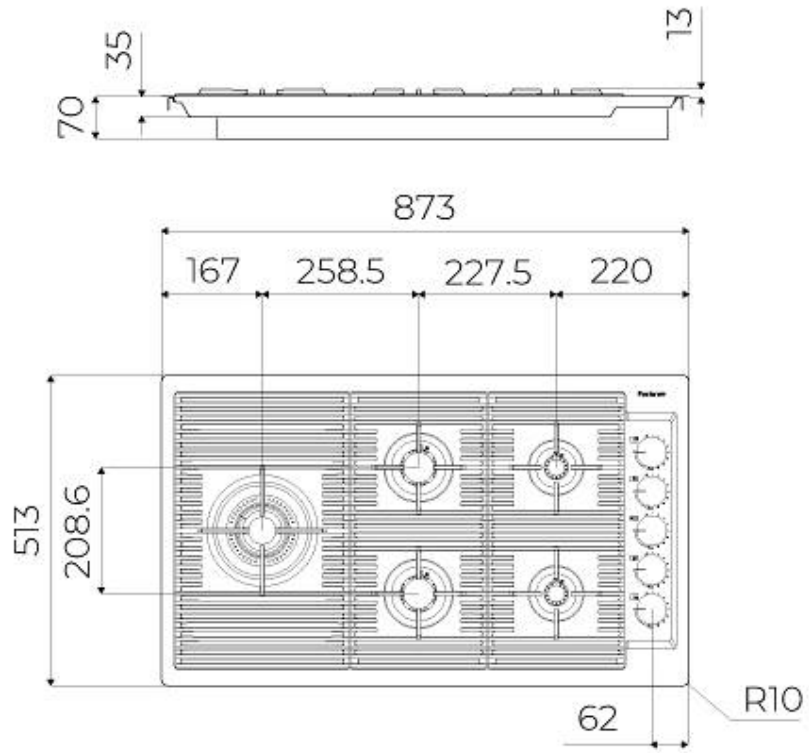
---


## Under-knob ignition

The utmost freedom of movement with electronic under-knob ignition, a common feature of all models that allows a one-hand ignition of the burner.

---


## TECHNICAL DATA





FTS - cut out

FT - cut out



## GALLERY



## OPTIONAL ACCESSORIES



**Cast iron wok support**  
9601 727

## RECOMMENDED PAIRINGS



**OUTLINE**  
6602 000