
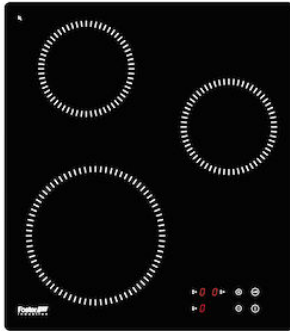


## Cooker hob S1000 Induction

Induction Hobs

Code: 7373 300



### DETAILS

Coloring Black

Edge/Installation Type Vertical edge - for flush-mount or over-mount installation

Material Ceramic glass

Dimensions 440x500 mm

Base size 45cm

Heating element Three zones

Built-in hole [View technical data sheet](#)

Width 44 cm

Total power 1.000 W, 1.500 W, 2.200 W, 2.800 W, 3.400 W, 5.200\*\* W

Up-left Ø 145 mm-1.200 (1.600)\* W

---

Down Ø 210 mm-1.500 (2.000)\* W

---

Right Ø 145 mm-1.200 (1.600)\* W

---

Power settings 9 power settings per zone + Powerboost

---

Safety Safety equipment

---

Type Induction Hob

---

Type of commands Touch Control

---

## FEATURES

**Powerboost** Booster function provides increased power to the selected plate. In particular, when the Booster is activated, the plate works for ten minutes at a very high power that allows to heat quickly large quantities of water.

---

**Pot detector** All induction cooker hobs detect the pot resting on them, but they also calculate the area they cover. This system allows the energy to be used even more efficiently. Moreover, the plates switch off automatically when the pot is removed.

---

**End-of-cooking programming** All operations are programmed by means of the touch-control on the glass itself. Each cooking plate is capable of independent programming, and thus the possibility to set different cooking times.

---

**Smart fan system** Correct ventilation is essential for the induction hob to function in the best possible way. The Foster system automatically regulates the amount of ventilation to suit the temperatures reached.

---

## Safety

All electric cooker hobs feature the most modern and sophisticated safety protections: Centralised power-off function; Child-proof safety lock; Residual heat warning lights. Induction models feature the following functions: Safety System that turn off the hob in the absence of the pot; Overflow detector that automatically turns off the plate in case of liquid overflow; Automatic deactivation to prevent accidents caused by forgetfulness.

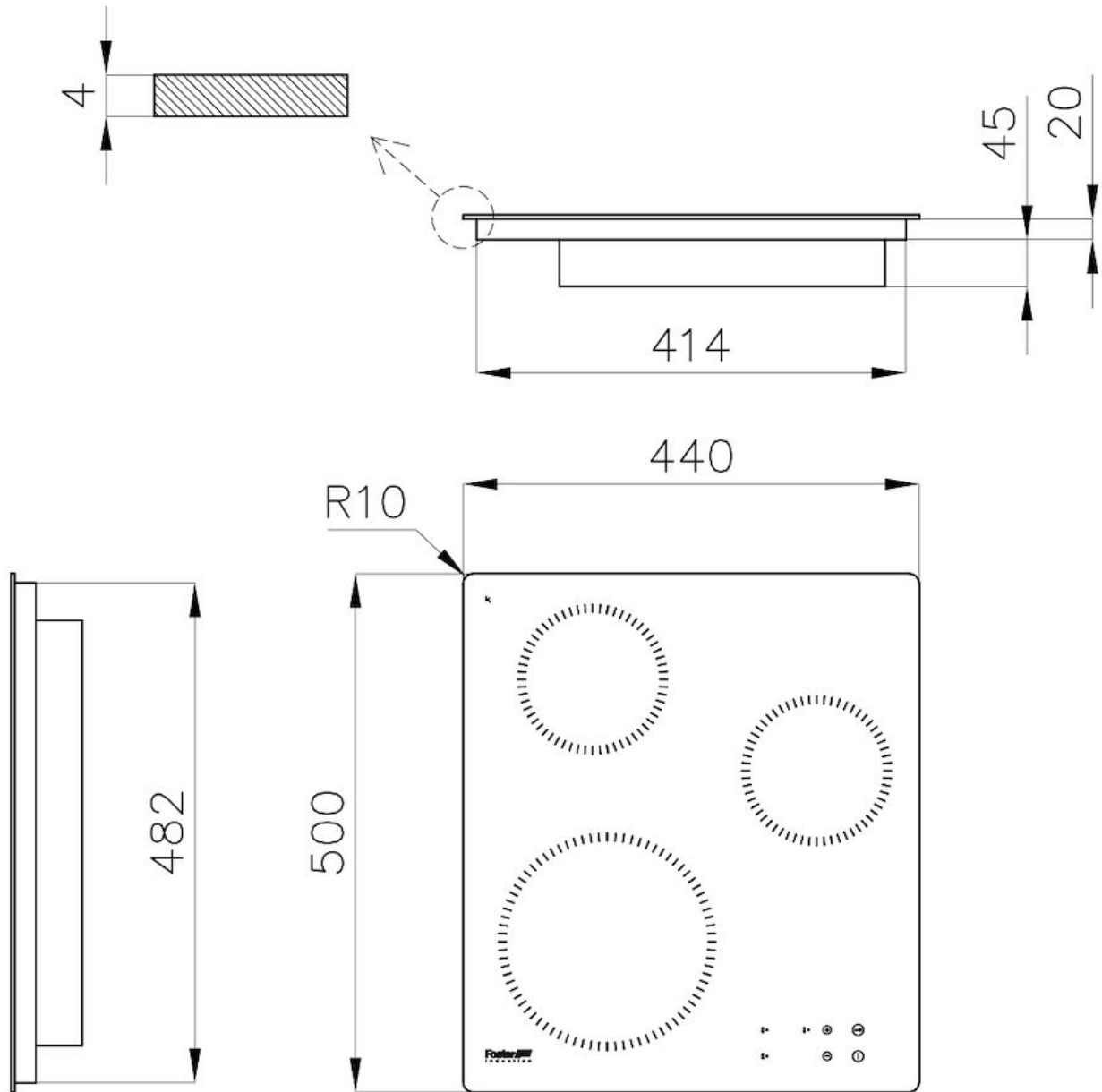
---

## Power control function

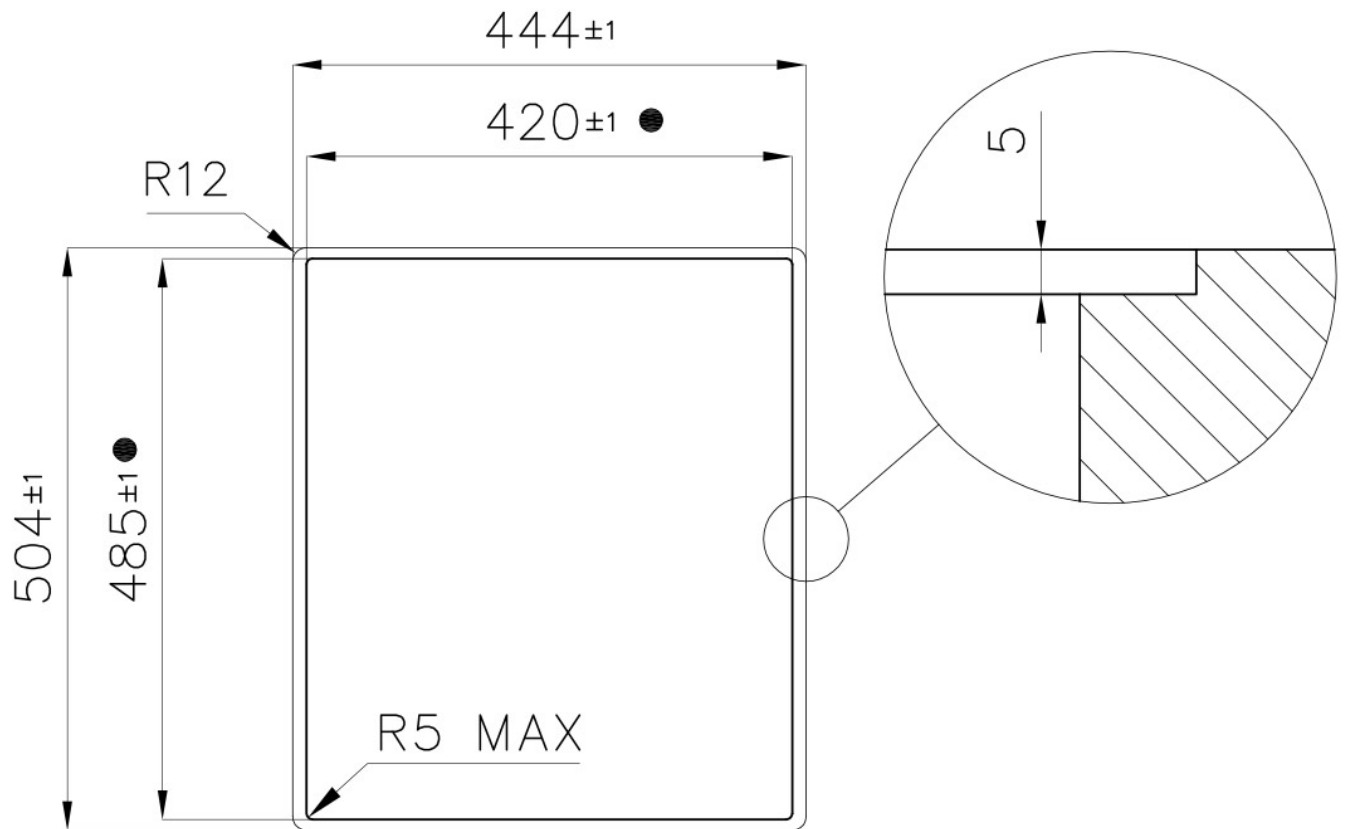
PowerControl function allows the use of induction technology also in case of household maximum power as low as 3 kW. The maximum power can indeed be self-limited to the desired level to a minimum of 2.8 kW. Once the maximum power is set, we can forget about the absorbed energy because Foster induction hob will give us a warning about possible limitations, allowing to choose how to allocate the available energy. The hob can be easily reprogrammed at any time to modify or remove the power limit.

---

## TECHNICAL DATA



Cut out size  
Dimensioni per foratura top



- Built-in cut out for FTS – Foratura per installazione FTS

## RECOMMENDED PAIRINGS



**Cooker hob Veronika**  
7063 052



**Sink Fortyfour**  
4151 050