

## Cooker hob Touch Control Modular Quadra



Induction Hobs

Code: 7367 030



### DETAILS

Coloring Black

Edge/Installation Type Bevelled Edge - for flush-mount or over-mount installation

Material Ceramic glass

Supply Single-phase: 230 V; 1P + N; Two-phase 400 V; 2P + N; 50.60 Hz

Compatible plate combinations 1 zone 7361 27 \* + 2 free zones (any Modular Induction plate model)

Dimensions 275 x 150 mm

Full description Touch Control Modular Quadra for 3 zone compositions - black

Built-in hole View technical data sheet

Power settings 9 power settings per zone + Powerboost

Type Induction Hob

---

Type of commands Touch Control

---

Notes: Connection cable length: 60 cm

---

## FEATURES

**Powerboost** Booster function provides increased power to the selected plate. In particular, when the Booster is activated, the plate works for ten minutes at a very high power that allows to heat quickly large quantities of water.

---

**Pot detector** All induction cooker hobs detect the pot resting on them, but they also calculate the area they cover. This system allows the energy to be used even more efficiently. Moreover, the plates switch off automatically when the pot is removed.

---

**Smart fan system** Correct ventilation is essential for the induction hob to function in the best possible way. The Foster system automatically regulates the amount of ventilation to suit the temperatures reached.

---

**End-of-cooking programming** All operations are programmed by means of the touch-control on the glass itself. Each cooking plate is capable of independent programming, and thus the possibility to set different cooking times.

---

**Slider commands** The Slider control allows for extremely quick temperature setting: with a light touch of the finger you may select the desired power level on the TOUCH display.

---

**Timer** Independent timer from the end-of-cooking function.

---

**Heat maintenance** Function that allows the food to be kept warm gently (70° C), without reaching boiling temperatures or risking to burn the sauce.

---

**Go&stop function** This device initially turns on the plates at maximum power until the selected temperature has been reached.

---

**Recall** This feature allows you to call back the last settings selected in the previous cooking.

---

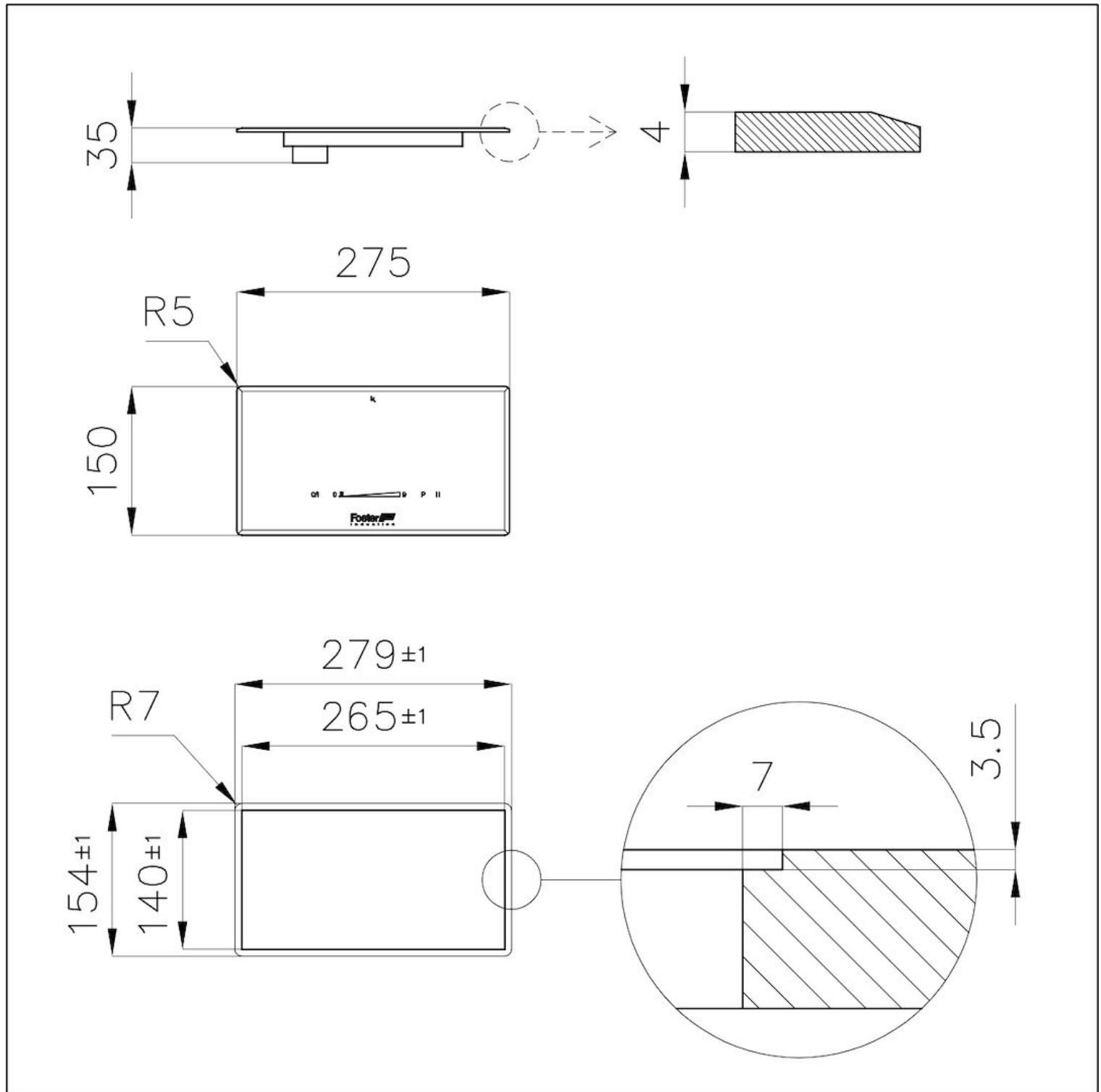
## Pause

Useful function that allows you to distract your attention from cooking, interrupting and restoring the settings immediately.

## Safety

All electric cooker hobs feature the most modern and sophisticated safety protections: Centralised power-off function; Child-proof safety lock; Residual heat warning lights. Induction models feature the following functions: Safety System that turn off the hob in the absence of the pot; Overflow detector that automatically turns off the plate in case of liquid overflow; Automatic deactivation to prevent accidents caused by forgetfulness.

## TECHNICAL DATA



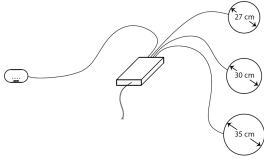
## GALLERY

### Connection of the Modular system


**Elements placing**  
The Modular system allows a free placing of its elements. The only limit is posed by the length of the cables which connect the different elements to the connection box: 60 cm between touch-control unit and connection box and 90 cm between cooking glass and connection box.

**Combination of cooking plates**  
The system can be assembled freely; some combinations that are not possible are highlighted in the remarks concerning the Touch control module.

**Connection box**  
The setup is easy and intuitive. The box can be placed on the wall behind the cabinet or inside it, under the countertop.




## RECOMMENDED PAIRINGS




**Cooker hob - Quadra Modular Induction Plate**

7366 350



**Cooker hob - Quadra Modular Induction Plate**

7365 300



**Cooker hob - Quadra Modular Induction Plate**

7364 270



**Modular Induction - Connection Box**

7369 030