

Sink Elettra

Kitchen Sinks

Code: 5186 061



DETAILS

Edge/Installation Type Standard (8 mm Edge)

Finish Foster brushed

Material AISI 304 stainless steel

Texture Foster brushed

Base 45 cm

Dimensions 860x500 mm

Standard fittings Fixing hooks, gasket, drain, overflow and siphon, boxed packing

Mixer holes 1 standard hole - 2nd hole on request

Built-in hole 840x480 mm

Drainer Yes

Width 86 cm

Bowl dimension 341x400mm

Number of bowls 1 bowl

Waste fitting 3,5" drain

FEATURES

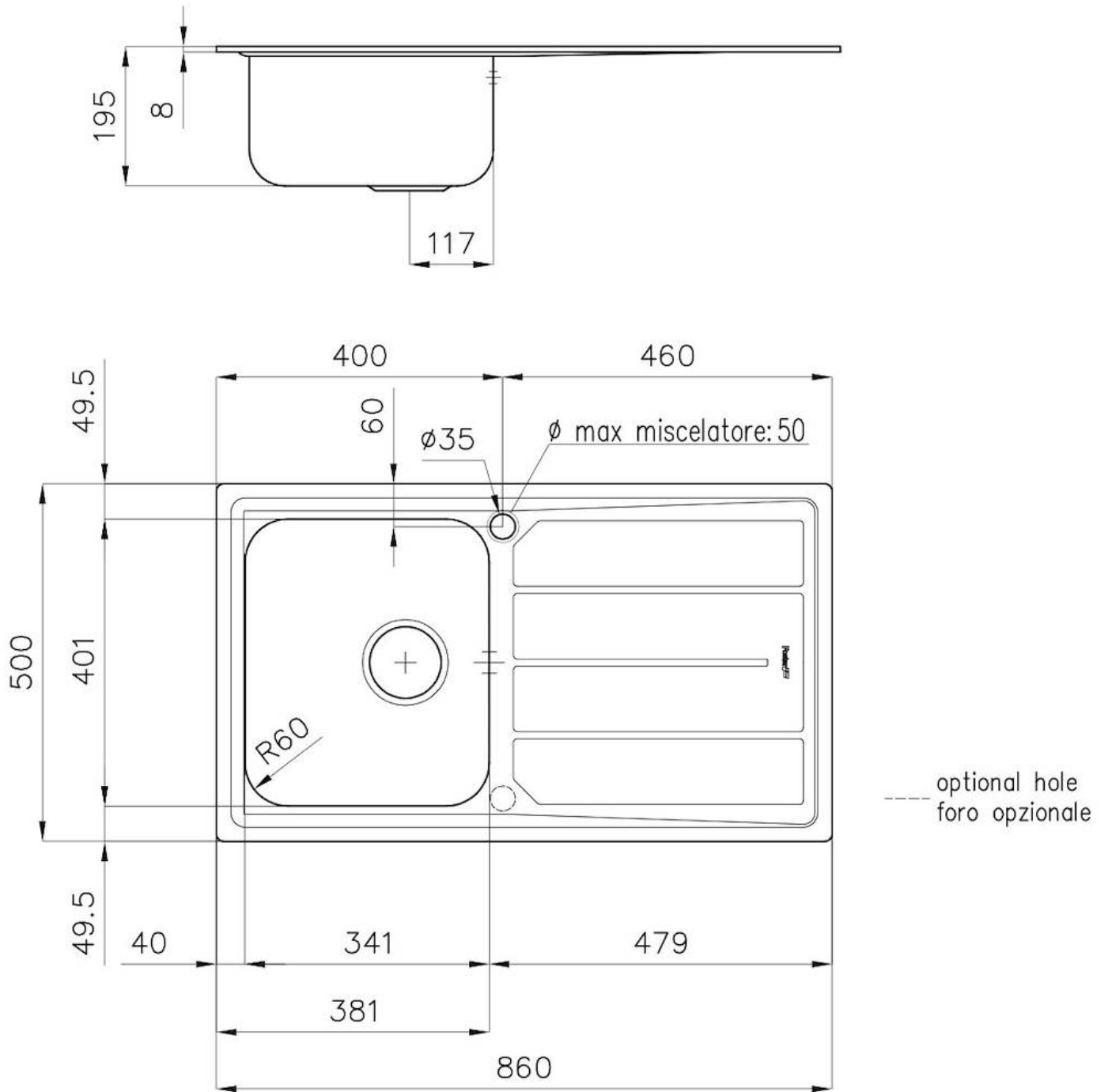
2nd / 3rd hole available The sink can be customized with the execution on request of additional holes, usable for double-hole mixers, for remote controlled drains or for the installation of soap dispensers. The positions are marked on the drawings with dotted line holes.

Added value Foster uses steel thicknesses higher than those used on average by other manufacturers. This is how, thanks to our long experience, we know how to make sinks of superior quality and with a better resistance to aging.

Basket 3,5" waste fitting The drain is equipped with a large 3.5" drain, with the practical basket cap that prevents the discharge of solid parts.

Sliding brackets

TECHNICAL DATA



GALLERY



OPTIONAL ACCESSORIES



Glass chopping board




HPDE Chopping board



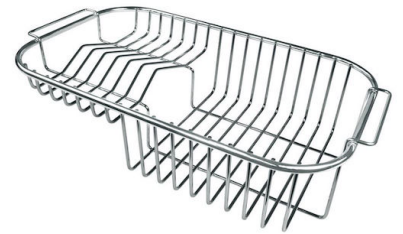
Iroko-wood chopping board



Iroko-wood sliding chopping board



Stainless steel basket



Stainless steel plate rack



White bowl

RECOMMENDED PAIRINGS



Mixer Tap F2000 - Basso



Mixer Tap Luisa

OPTIONAL AUTOMATIC WASTE FITTINGS



Automatic waste fitting



Automatic waste fitting



LIRA automatic waste fitting