


Hood S4001 Special - Wall




Hoods

Code: 2440150 2440210 2440300

Code: 2440 150 1201 - 1500 mm

Code: 2440 210 1501 - 2100 mm

Code: 2440 300 2101 - 3000 mm



DETAILS

Material AISI 304 stainless steel

Texture Brushed in line

Chimney height 630 - 1050 mm

Energy class
2440 150: A+
2440 210: A+
2440 300: A

Product details Telescopic chimney

Grease filters 2 grease filters

Operation Suction hood (filtering mode with optional carbon filters)

Air exhaust hole \varnothing 120/150 mm

Lighting 2440 150: LED lighting 9 x 1W (5.600 kelvin)
2440 210: LED lighting 12 x 1W (5.600 kelvin)
2440 300: LED lighting 15 x 1W (5.600 kelvin)

Air flow rate 700mc/h

Motor power 160W

Hood type Wall-mounted suction wood

Type of commands Minimal electronic controls

Suction speed 4 operating speeds

Notes: Fume exhaust ducts must have an internal diameter not lower than 120 mm

Notes: Telescopic rods in $\varnothing 28 / 25$ mm tube (included)
Optional upon request:
-Ladle-rod
-Large steel shelf (min. thickness 30 mm)
-Rods with steel cable $\varnothing 3$ mm (Not compatible with stainless steel shelf)
-Vintage steel finish
-Off-center chimney
-Shaped chimney for sloping ceiling
-Out-of-square Hood side
-Fixed tubular rods diameter 10mm
-Retractable stainless steel brackets to support wall hoods (no island hoods)
-Depth hood body

FEATURES

Auto delayed shutdown All the models with electronic interface can be programmed to turn off the suction at a postponed moment, so as to prolong the aeration of the room even after the cooking has been completed.

Brushless motor State-of-the-art Brushless motors allow high air flow rates while maintaining a low energy consumption. Furthermore, they have an almost never-ending duration.

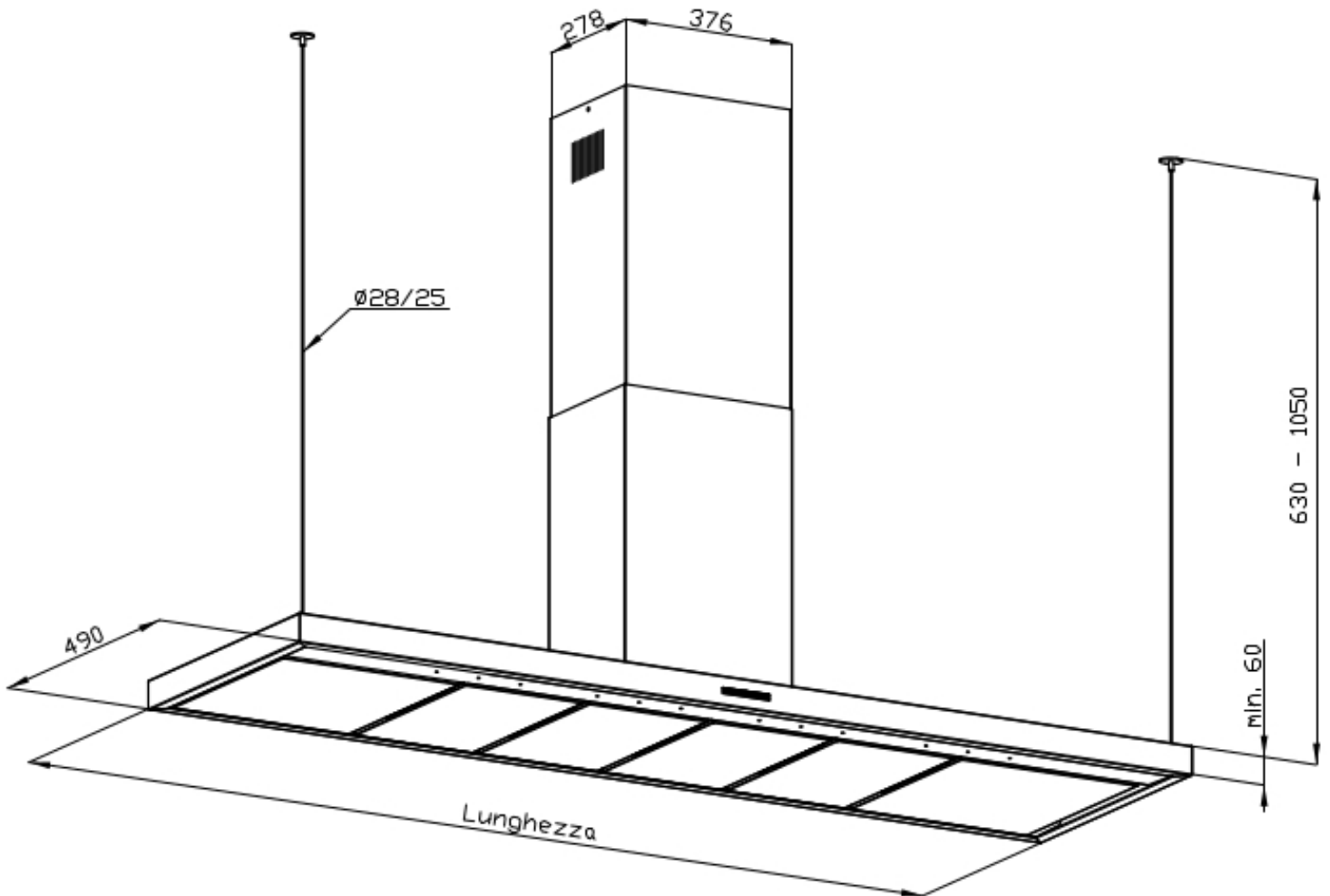
Led lighting

Particular attention to energy saving with LED lighting systems. They assure a 10 times lower consumption and a 10 times longer duration. Our LED lights are designed to create an adequate comfort and safety in the cooking area.

Perimetric aspiration

The perimeter suction is a feature common to many Foster hoods. The filters are hidden by steel- or crystal plates and the suction occurs along their perimeter. This has aesthetic advantages but also functional ones: the cleaning is easier, the suction power and noise-level are improved. The depression which occurs in the perimeter area facilitates in fact the suction of the particles composing the fumes.

TECHNICAL DATA



OPTIONAL ACCESSORIES



Long Life carbon filter

9700 001