

Sink KE Filotop

Kitchen Sinks

Code: 2266 050



DETAILS

Edge/Installation Type	Flush-mount Top-mount
Finish	Foster brushed
Material	AISI 304 stainless steel
Texture	Foster brushed
Base	80 cm
Dimensions	770x520 mm
Standard fittings	Fixing hooks, gasket, drain, overflow and siphon, boxed packing
Mixer holes	2 standard holes - 3rd and 4th holes on request
Built-in hole	View technical data sheet

Width	77 cm
-------	-------

Bowl dimension	710 x 400 mm
----------------	--------------

Number of bowls	1 bowl
-----------------	--------

Waste fitting	Drain with automatic PM control
---------------	---------------------------------

FEATURES

Automatic waste fitting	The waste-fitting with round remote knob is supplied; a practical accessory which makes it unnecessary to get wet in order to drain the water from the bowl.
-------------------------	--

Basket 3,5" waste fitting	The drain is equipped with a large 3.5" drain, with the practical basket cap that prevents the discharge of solid parts.
---------------------------	--

Deep bowls	This bowls reach an important depth, over 20 cm, thanks to the advanced production technology, that can be offer great capieny and practicity in all the washing operations.
------------	--

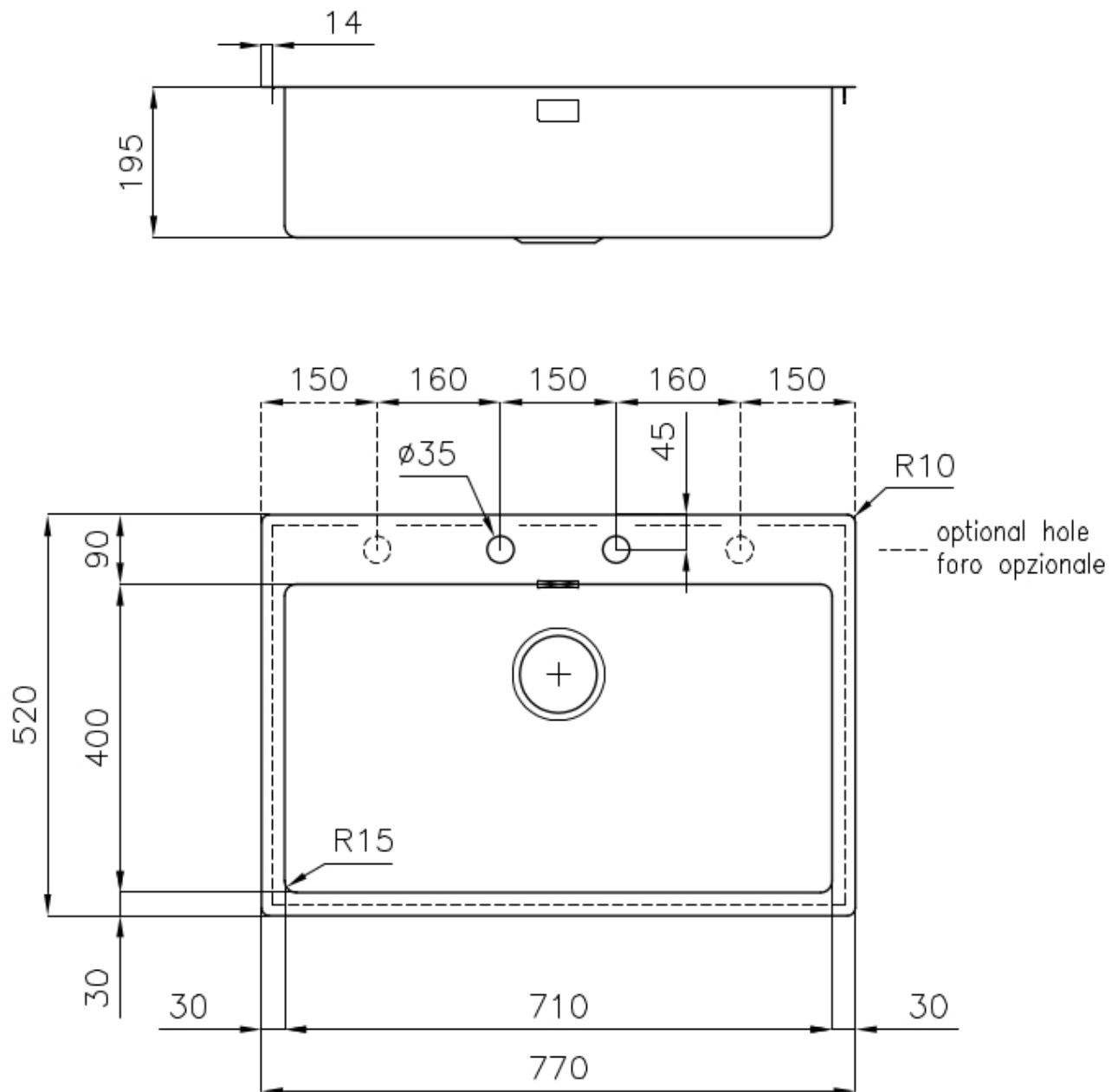
Double mixer hole	The large tap counter is already fitted with a series of 2 tap holes. In the second hole it is possible to install the remote control of the automatic drain or, alternatively, a practical soap dispenser.
-------------------	---

High thickness	1mm thick steel. A significant thickness, which guarantees the maximum sturdiness and durability.
----------------	---

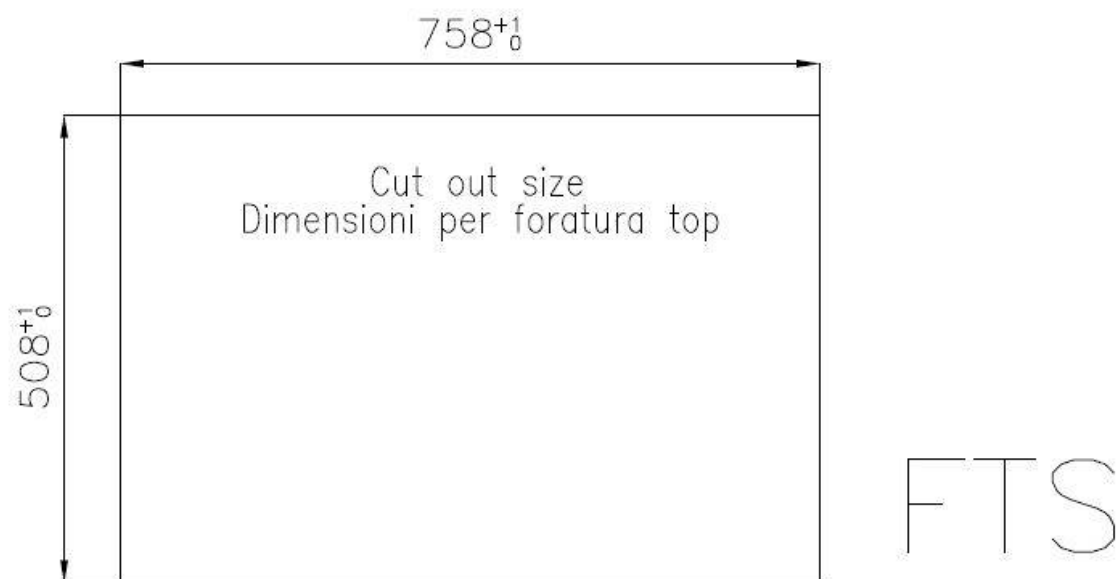
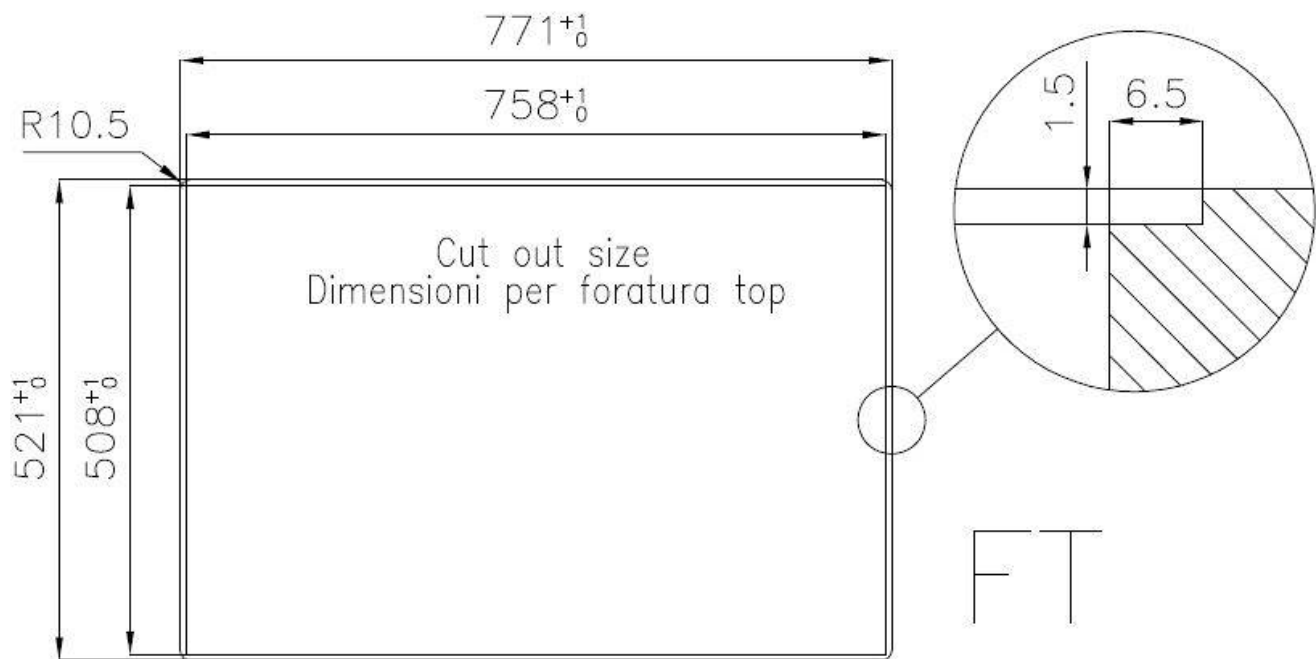
Perimetral overflow	The overflow is always a security on the Foster sinks that prevents the overflow of water in case of oversights. The perimeter drain solution improves aesthetics thanks to its square and essential shape.
---------------------	---

Small radius	Bowls with squared shapes with a modern design and an increased capacity, for a minimal aesthetics connected with an extreme practicity.
--------------	--


TECHNICAL DATA



Lavello serie KE cod. 2266/050



GALLERY



EQUIPMENT



Automatic waste fitting - PM
8407 113

OPTIONAL ACCESSORIES



Cestello inox
8612 000



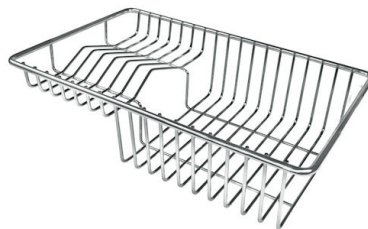
Glass chopping board
8631 300



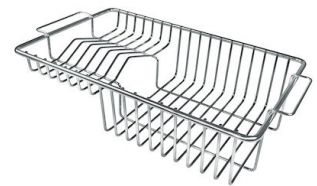
HDPE Chopping board
8657 001



HPDE Twin chopping board
8644 101



Stainless steel plate rack
8100 303
* only in combination with the accessory
8644 101



Stainless steel plate rack
8100 201



**Stainless steel plate rack only
usable in combination with the
accessories 8644 003**

8100 154



White bowl

8153 100



**Graters kit with ring-holder and
food collection tray**

8159 101

* only in combination with the accessory
8644 101



Stainless steel perforated tray

8151 000

* only in combination with the accessory
8644 101

RECOMMENDED PAIRINGS



Mixer Tap Bert

8428 100



Mixer Tap KE

8492 000