

Sink KS

Kitchen Sinks

Code: 2180 062



DETAILS

Edge/Installation Type Standard (8 mm Edge)

Finish Foster brushed

Material AISI 304 stainless steel

Texture Foster brushed

Base 60 cm

Dimensions 860x500 mm

Standard fittings Fixing hooks, gasket, drain, overflow and siphon, boxed packing

Mixer holes 1 standard hole

Built-in hole 840x480 mm

Drainer Yes

Width 86 cm

Bowl dimension 450x400mm

Number of bowls 1 bowl

Waste fitting 3,5" drain

FEATURES

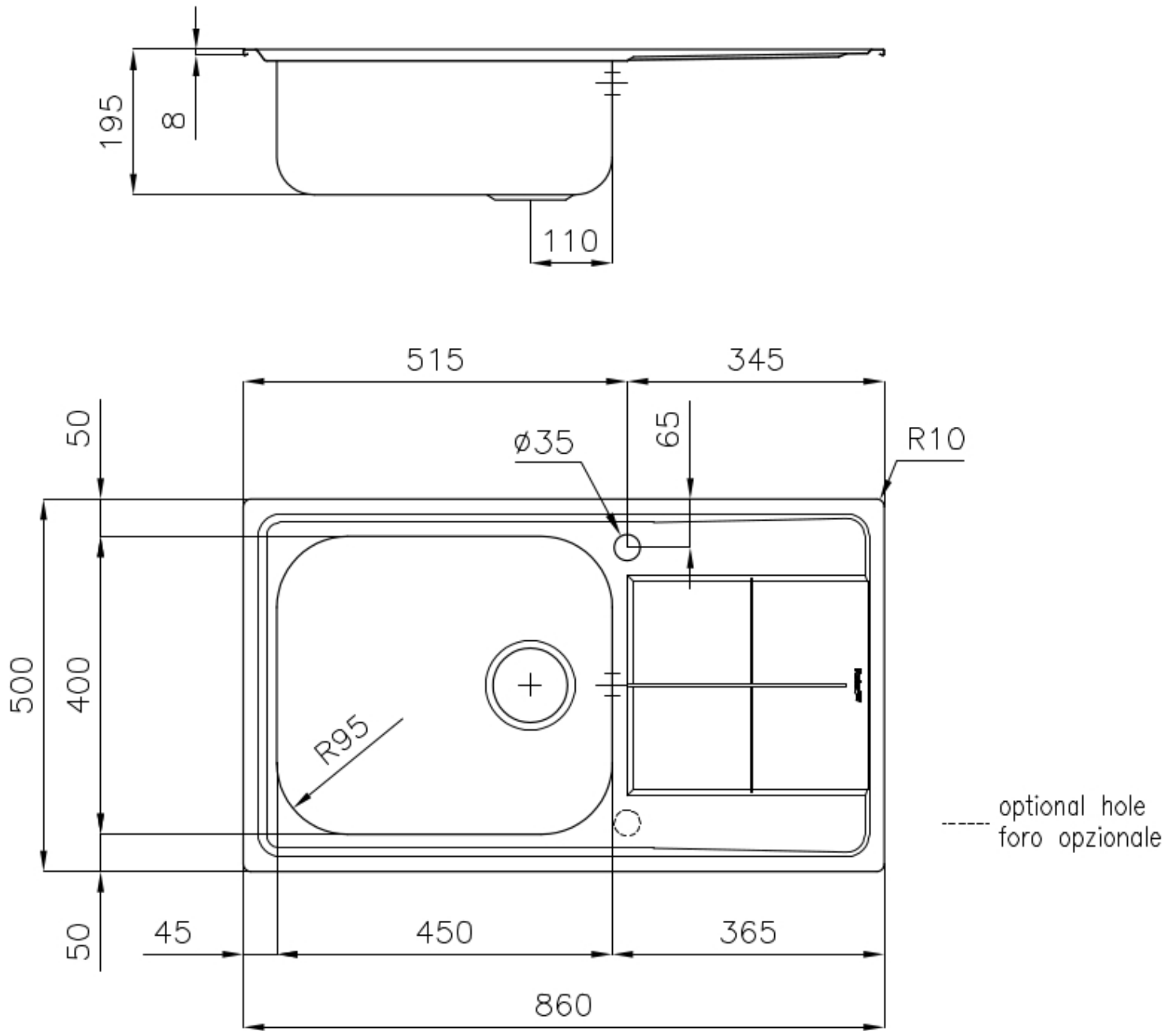
Added value Foster uses steel thicknesses higher than those used on average by other manufacturers. This is how, thanks to our long experience, we know how to make sinks of superior quality and with a better resistance to aging.

Basket 3,5" waste fitting The drain is equipped with a large 3.5" drain, with the practical basket cap that prevents the discharge of solid parts.

Deep bowls This bowls reach an important depth, over 20 cm, thanks to the advanced production technology, that can be offer great capiciency and practicity in all the washing operations.

Sliding brackets

TECHNICAL DATA



GALLERY



OPTIONAL ACCESSORIES



Cestello inox



Glass chopping board



Glass chopping board



HPDE Chopping board



HPDE Twin chopping board



Iroko-wood chopping board



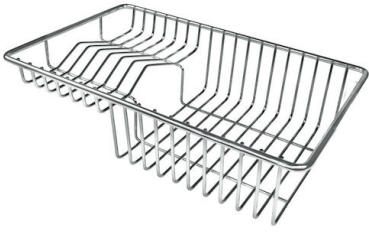
Iroko-wood chopping board with stainless steel colander



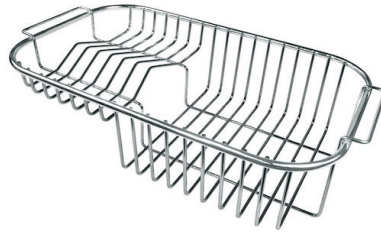
Iroko-wood sliding chopping board



Iroko-wood sliding chopping board



Stainless steel plate rack



Stainless steel plate rack



White bowl



Graters kit with ring-holder and food collection tray

WARNING:

The accessories 8159101, 8100303,8151000 are only usable in combination with 8644101

RECOMMENDED PAIRINGS



Mixer Tap KS Plus



Mixer Tap NYC