

## Sink S400

Kitchen Sinks

Code: 1870 850



### DETAILS

Edge/Installation Type	Undermount
Material	AISI 304 stainless steel
Texture	Foster brushed
Base	80 cm
Dimensions	756 x 426 mm
Standard fittings	Fixing hooks, gasket, drain, overflow and siphon, boxed packing
Mixer holes	No standard holes
Built-in hole	View technical data sheet
Drainer	No

Width 77 cm

---

Bowl dimension 730 x 440 mm

---

Number of bowls 1 bowl

---

Waste fitting 3,5" drain

---

## FEATURES

**Basket 3,5" waste fitting** The drain is equipped with a large 3.5" drain, with the practical basket cap that prevents the discharge of solid parts.

---

**Deep bowls** This bowls reach an important depth, over 20 cm, thanks to the advanced production technology, that can be offer great capieny and practicity in all the washing operations.

---

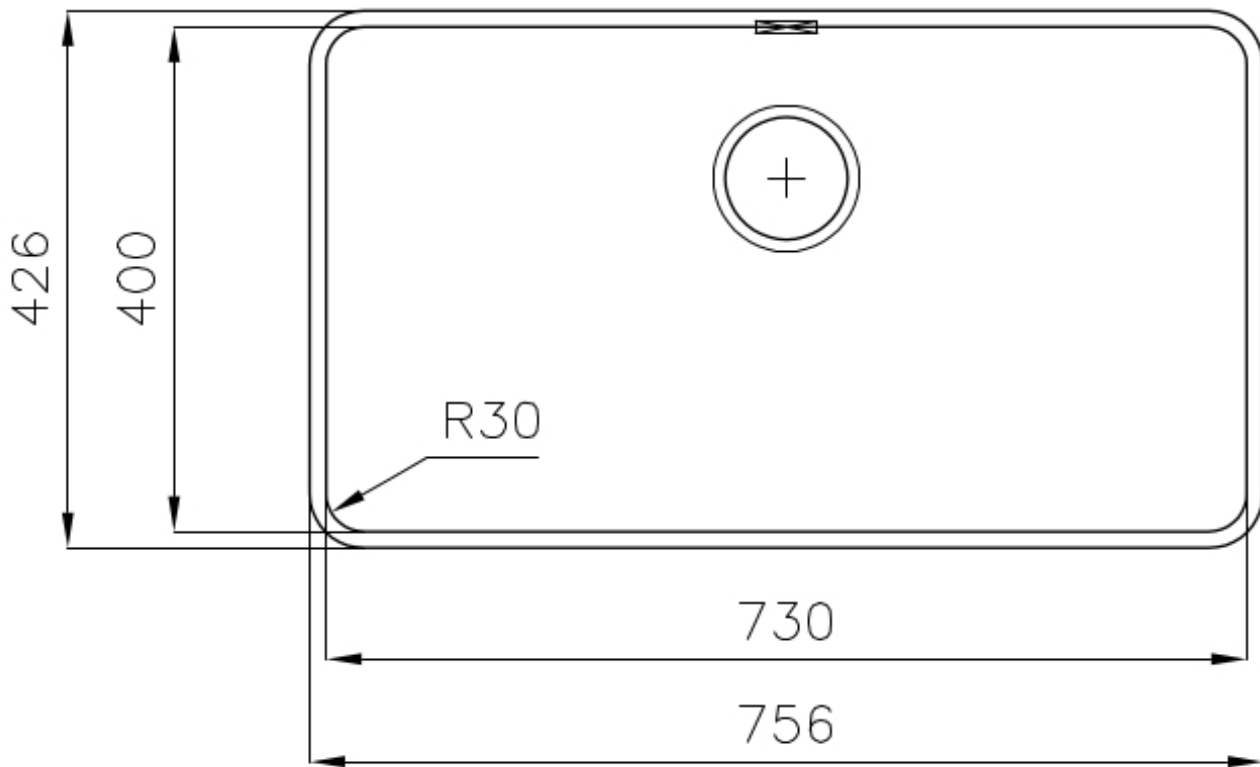
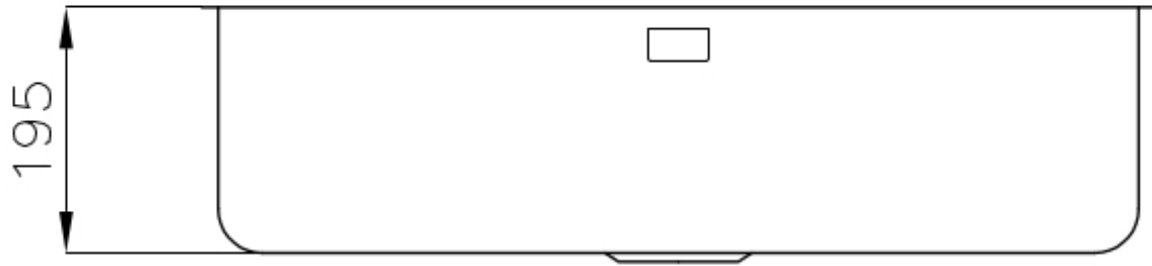
**High thickness** 1mm thick steel. A significant thickness, which guarantees the maximum sturdiness and durability.

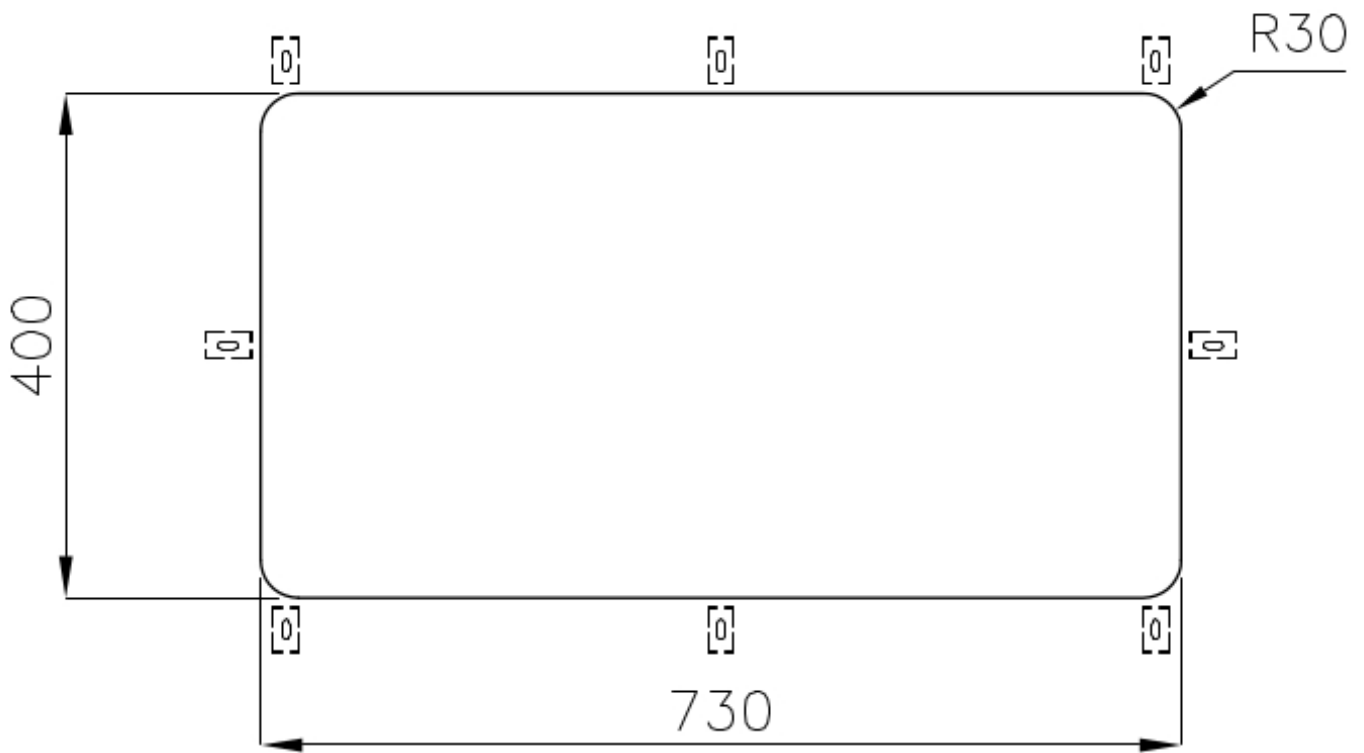
---

**Perimetral overflow** The overflow is always a security on the Foster sinks that prevents the overflow of water in case of oversights. The perimeter drain solution improves aesthetics thanks to its square and essential shape.

---

## TECHNICAL DATA





Cut out size – Dimensioni per foratura top

## OPTIONAL ACCESSORIES



**HDPE Chopping board**  
8657 001



**HPDE Twin chopping board**  
8644 101



**Stainless steel plate rack**  
8100 303  
\* only in combination with the accessory  
8644 101



**White bowl**  
8153 100



**Black grid**  
8100 617



**Graters kit with ring-holder and  
food collection tray**  
8159 101  
\* only in combination with the accessory  
8644 101



**Iroko-wood sliding chopping board  
with stainless steel colander**  
8644 044



**Stainless steel perforated tray**  
8151 000  
\* only in combination with the accessory  
8644 101



**Stainless steel plate rack**  
8100 201

## RECOMMENDED PAIRINGS



**Mixer Tap Drop**  
8523 000



**Mixer Tap Omega**  
8497 000

## OPTIONAL AUTOMATIC WASTE FITTINGS



**Automatic waste fitting - PM**  
8407 113



**Space automatic waste fitting - PA**  
8407 108



**Space automatic waste fitting - PE**  
8407 109



**Space Light automatic waste fitting  
- PL**  
8407 117



**Space Milano automatic waste  
fitting**  
8407 115



**Space Push automatic waste fitting  
- PP**  
8407 116