


Sink KS

Kitchen Sinks

Code: 1845 850



DETAILS

Edge/Installation Type	Undermount
Finish	Foster brushed
Material	AISI 304 stainless steel
Texture	Foster brushed
Base	60 cm
Dimensions	488x438 mm
Standard fittings	Fixing hooks, gasket, drain, overflow and siphon, boxed packing
Mixer holes	No standard holes
Built-in hole	View technical data sheet

Drainer No

Width 49 cm

Bowl dimension 451x401mm

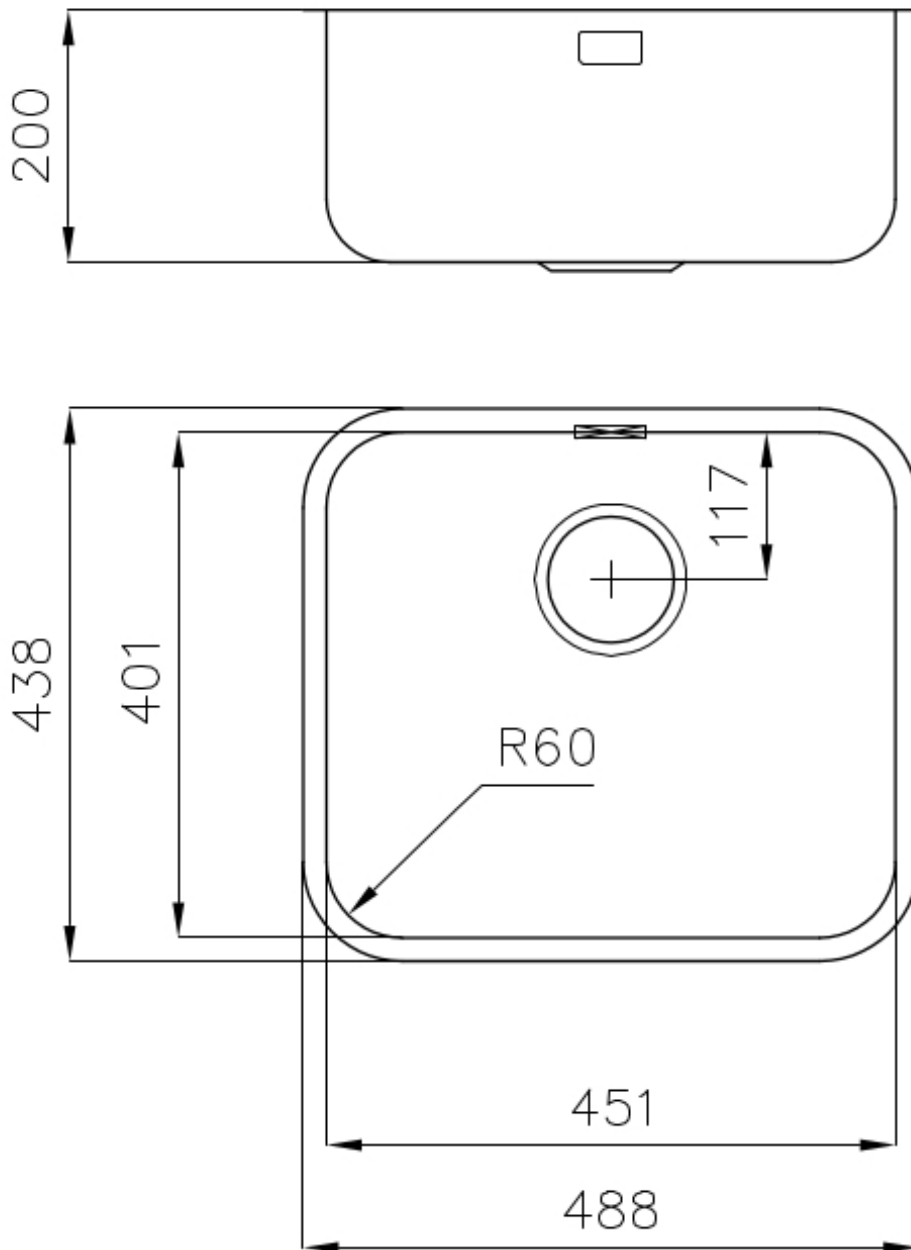
Number of bowls 1 bowl

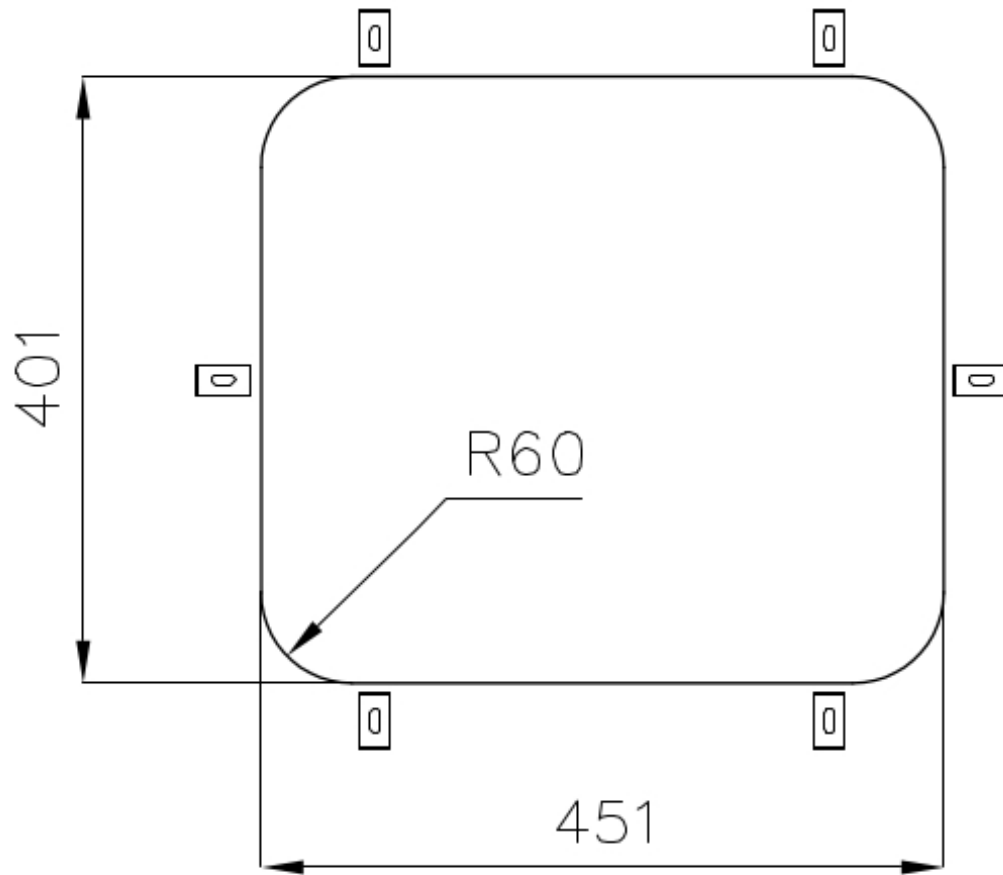
Waste fitting 3,5" drain

FEATURES

Basket 3,5" waste fitting The drain is equipped with a large 3.5" drain, with the practical basket cap that prevents the discharge of solid parts.

TECHNICAL DATA





Cut out size – Dimensioni per foratura top

OPTIONAL ACCESSORIES



Glass chopping board
8631 300



HDPE Chopping board
8657 001



White bowl
8153 100



**Iroko-wood sliding chopping board
with stainless steel colander**
8644 044



Stainless steel plate rack
8100 201

RECOMMENDED PAIRINGS



Mixer Tap Delta
8441 000

OPTIONAL AUTOMATIC WASTE FITTINGS



Automatic waste fitting - PM
8407 113



Space automatic waste fitting - PA
8407 108



Space automatic waste fitting - PE
8407 109



**Space Light automatic waste fitting
- PL**
8407 117



**Space Milano automatic waste
fitting**
8407 115



**Space Push automatic waste fitting
- PP**
8407 116