

Sink New Wave

Kitchen Sinks

Code: 1410 000



DETAILS

Edge/Installation Type	Flush-mount Top-mount
Finish	Foster brushed
Material	AISI 304 stainless steel
Texture	Brushed in line
Base	60 cm
Dimensions	600x520 mm
Standard fittings	Fixing hooks, gasket, drain, overflow and siphon, boxed packing
Mixer holes	2 standard holes
Built-in hole	View technical data sheet

Drainer	No
Width	60 cm
Bowl dimension	500 x 400 mm
Number of bowls	1 bowl
Waste fitting	Drain with automatic control SPACE

FEATURES

Automatic waste fitting	The waste-fitting with round remote knob is supplied; a practical accessory which makes it unnecessary to get wet in order to drain the water from the bowl.
Diamond-shape bottom	The draining of water is an important feature in a sink, and it's always taken good care of in Foster products. In the bent-welded sinks, which would have a flat bottom, the proper draining is guaranteed by the elegant beveling, which helps the water flow.
Double mixer hole	The large tap counter is already fitted with a series of 2 tap holes. In the second hole it is possible to install the remote control of the automatic drain or, alternatively, a practical soap dispenser.
High thickness	1mm thick steel. A significant thickness, which guarantees the maximum sturdiness and durability.
new wave - perfect profile	The wave is the exclusive feature of the New Wave sinks, a sinuous element that breaks the minimalistic rigor of square bowl and makes it more flexible - awarded with the prestigious Reddot Design Award 2015.
Perimetral overflow	The overflow is always a security on the Foster sinks that prevents the overflow of water in case of oversights. The perimeter drain solution improves aesthetics thanks to its square and essential shape.
Save space system	Drain and siphon are designed to leave as much space as possible in the under-sink area, more and more useful today for theseparate waste collection systems.

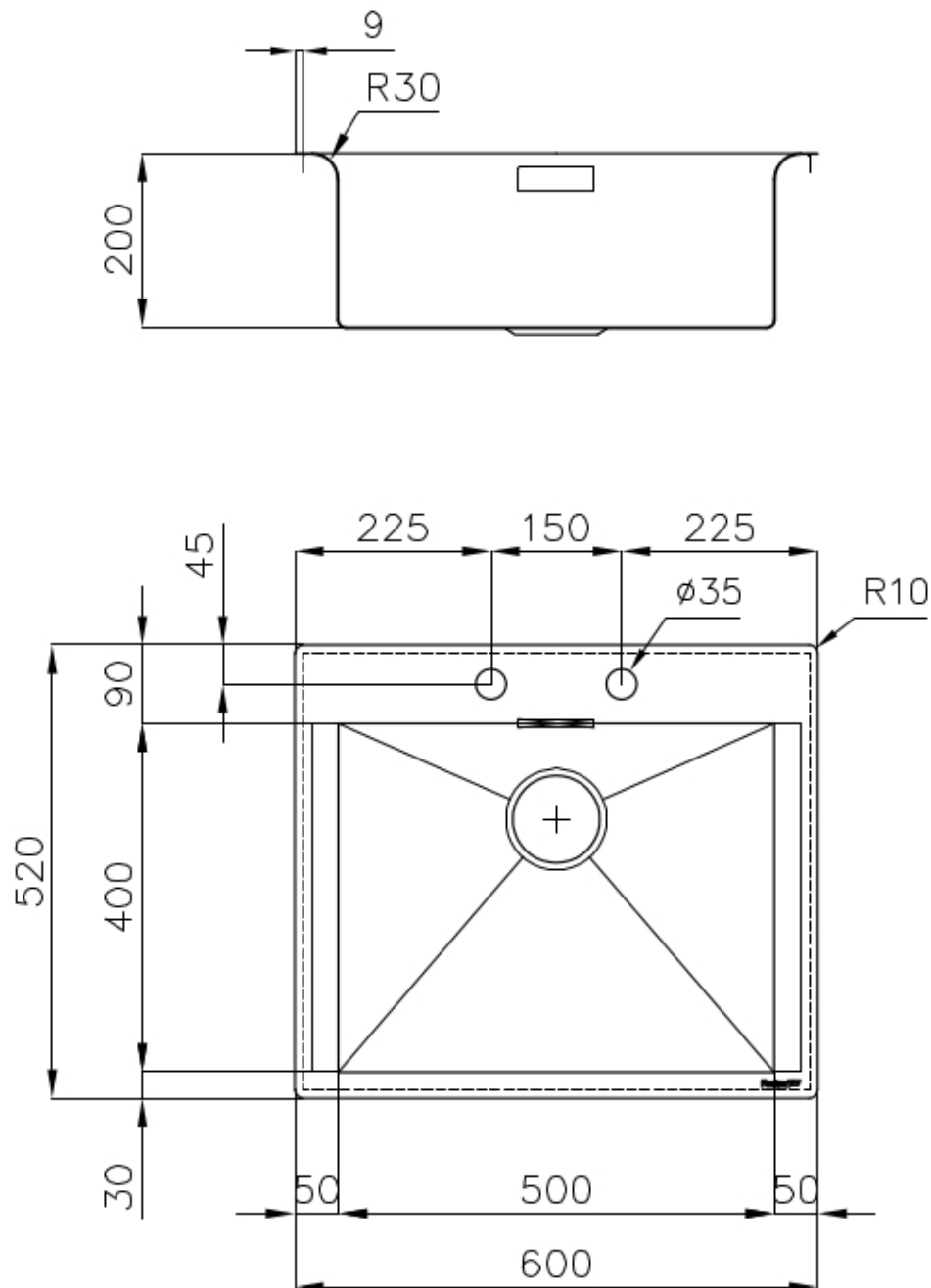
Space waste fitting

The elegant SPACE steel cap closes the drain and leaves no visible residues collected in the basket below. Space also has a small footprint and allows the optimal use of the under-sink compartment.

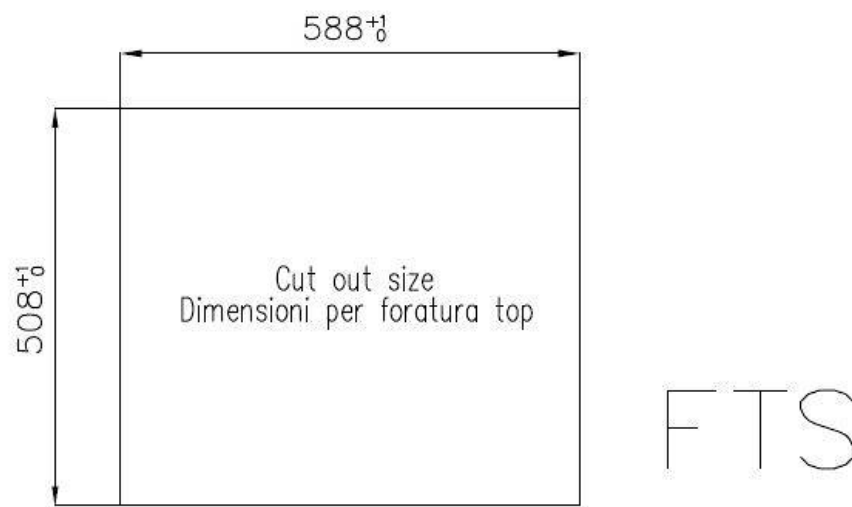
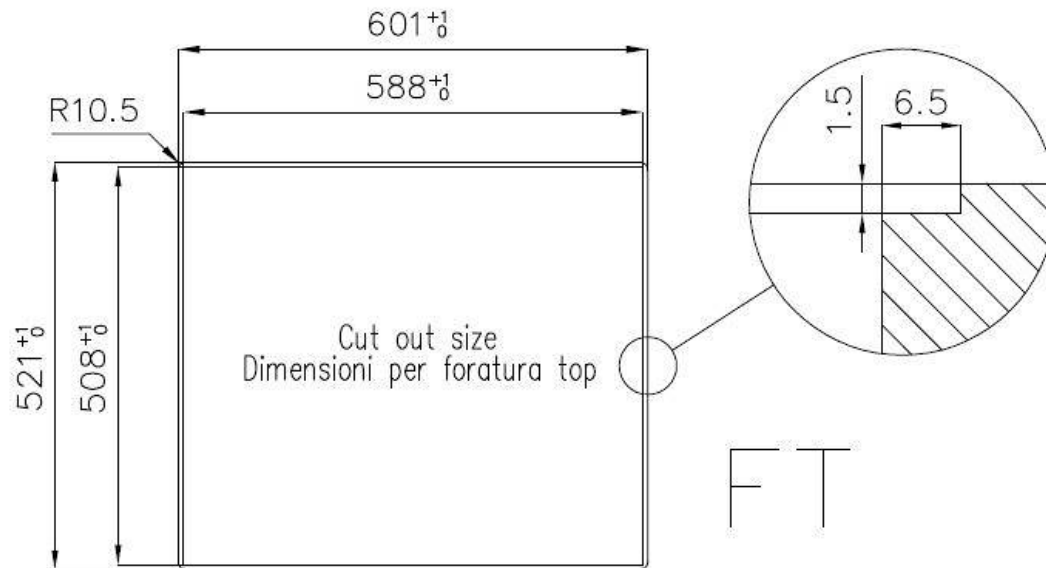
Squared bowls - 0/9 radius

The square bowls of Foster have perfectly squared vertical edges, while those on the bottom have a small radius of 9 mm that facilitates cleaning operations.

TECHNICAL DATA



Lavello New Wave cod. 1410/000



GALLERY



EQUIPMENT



Space automatic waste fitting - PA
8407 108

OPTIONAL ACCESSORIES



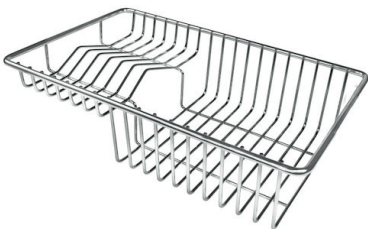
Cestello inox
8612 000



HDPE Chopping board
8657 001

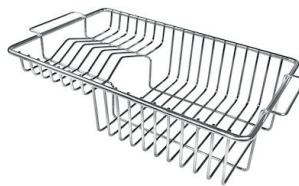


HPDE Twin chopping board
8644 101



Stainless steel plate rack
8100 303

* only in combination with the accessory
8644 101



Stainless steel plate rack
8100 201



**Stainless steel plate rack only
usable in combination with the
accessories 8644 003**
8100 154



White bowl
8153 100



Glass chopping board
8631 300



Graters kit with ring-holder and food collection tray

8159 101

* only in combination with the accessory
8644 101



Stainless steel perforated tray

8151 000

* only in combination with the accessory
8644 101

RECOMMENDED PAIRINGS



Mixer Tap Play

8487 000