

## Sink S3000

Kitchen Sinks

Code: 1387 061



### DETAILS

Edge/Installation Type	Flat Edge
Material	AISI 304 stainless steel
Texture	Foster brushed
Base	60 cm
Dimensions	873x513 mm
Standard fittings	Fixing hooks, gasket, drain, overflow and siphon, boxed packing
Mixer holes	1 standard hole - 2nd hole on request
Built-in hole	840x480 mm
Drainer	Yes

Width 87 cm

---

Bowl dimension 400x400mm

---

Number of bowls 1 bowl

---

Waste fitting 3,5" drain

---

## FEATURES

**2nd / 3rd hole available** The sink can be customized with the execution on request of additional holes, usable for double-hole mixers, for remote controlled drains or for the installation of soap dispensers. The positions are marked on the drawings with dotted line holes.

---

**Basket 3,5" waste fitting** The drain is equipped with a large 3.5" drain, with the practical basket cap that prevents the discharge of solid parts.

---

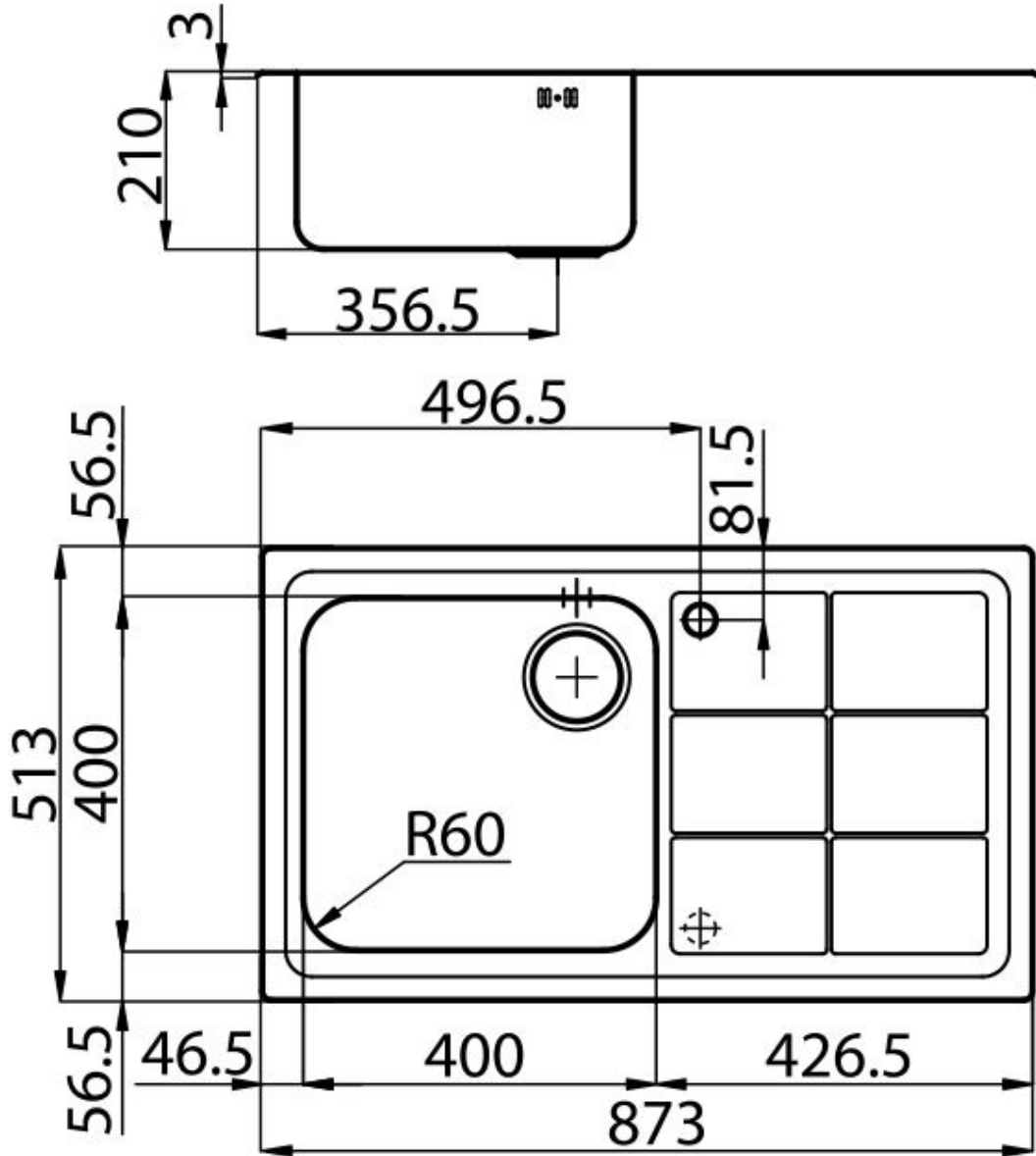
**Deep bowls** This bowls reach an important depth, over 20 cm, thanks to the advanced production technology, that can be offer great capiciency and practicity in all the washing operations.

---

**High thickness** 1mm thick steel. A significant thickness, which guarantees the maximum sturdiness and durability.

---

## TECHNICAL DATA



## GALLERY



## OPTIONAL ACCESSORIES



Cestello inox



Glass chopping board



Glass chopping board



HPDE Chopping board



HPDE Twin chopping board



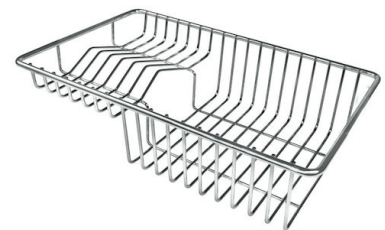
Iroko-wood chopping board



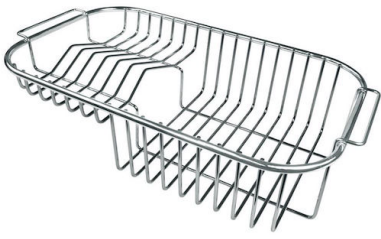
Iroko-wood chopping board with stainless steel colander



Iroko-wood sliding chopping board



Stainless steel plate rack



Stainless steel plate rack



White bowl

**WARNING:**

The accessories 8159101, 8100303,8151000 are only usable in combination with 8644101

## OPTIONAL AUTOMATIC WASTE FITTINGS



Automatic waste fitting



Automatic waste fitting



LIRA automatic waste fitting



LIRA automatic waste fitting