


Sink S3000

Bowl on the right

Kitchen Sinks

Code: 1363 061



DETAILS

Edge/Installation Type Standard (8 mm Edge)

Material AISI 304 stainless steel

Texture Foster brushed

Base 60-80 cm

Dimensions 970 x 500 mm

Standard fittings Fixing hooks, gasket, drain, overflow and siphon, boxed packing

Mixer holes 1 standard hole - 2nd and 3rd on request

Built-in hole 950 x 480 mm

Drainer Yes

Width 97 cm

Bowl dimension 340x400 + 150x300mm

Number of bowls 2 bowls

Waste fitting 3,5" drain

FEATURES

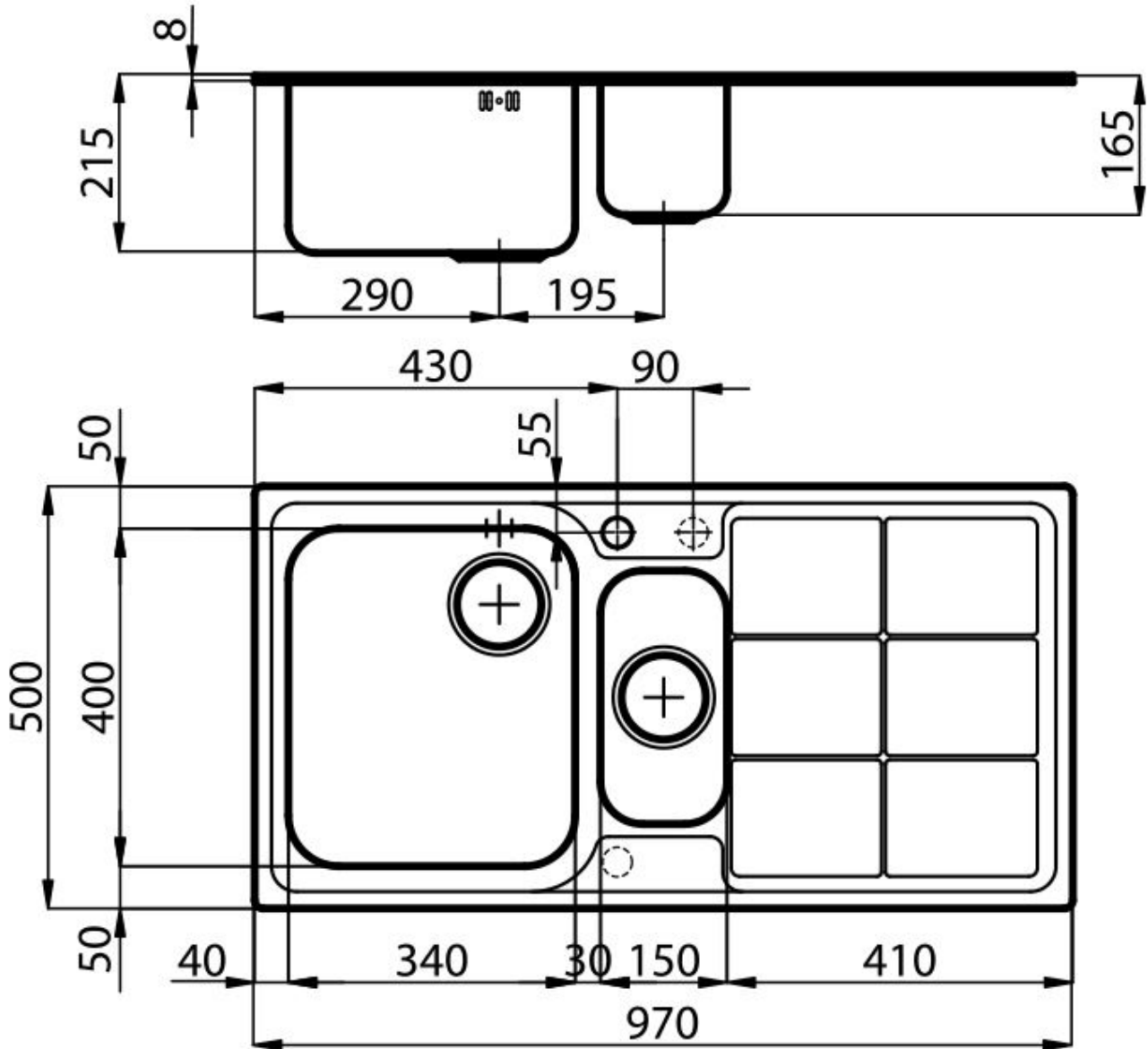
ADDITIONAL HOLES AVAILABLE The sink can be customized with the execution on request of additional holes, usable for double-hole mixers, for remote controlled drains or for the installation of soap dispensers. The positions are marked on the drawings with dotted line holes.

Basket 3,5" waste fitting The drain is equipped with a large 3.5" drain, with the practical basket cap that prevents the discharge of solid parts.

Deep bowls This bowls reach an important depth, over 20 cm, thanks to the advanced production technology, that can be offer great capiciency and practicity in all the washing operations.

Sliding brackets

TECHNICAL DATA



GALLERY



OPTIONAL ACCESSORIES



Glass chopping board
8633 300



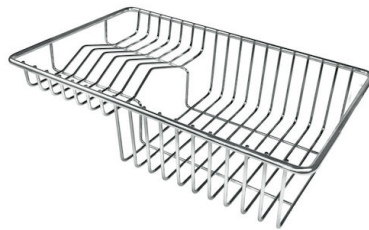
Glass chopping board
8631 300



HDPE Chopping board
8657 001



HDPE Twin chopping board
8644 101



Stainless steel plate rack
8100 303
* only in combination with the accessory
8644 101



White bowl
8153 100



White colander
8151 100

OPTIONAL AUTOMATIC WASTE FITTINGS



Automatic waste fitting
8407 100



Automatic waste fitting
8407 000



LIRA automatic waste fitting
8407 102



LIRA automatic waste fitting
8407 103