


Sink S3000

Kitchen Sinks

Code: 1363 062



DETAILS

Edge/Installation Type Standard (8 mm Edge)

Material AISI 304 stainless steel

Texture Foster brushed

Base 60-80 cm

Dimensions 970x500 mm

Standard fittings Fixing hooks, gasket, drain, overflow and siphon, boxed packing

Mixer holes 1 standard hole - 2nd and 3rd on request

Built-in hole 950x480 mm

Drainer Yes

Width 97 cm

Bowl dimension 340x400 + 150x300mm

Number of bowls 2 bowls

Waste fitting 3,5" drain

FEATURES

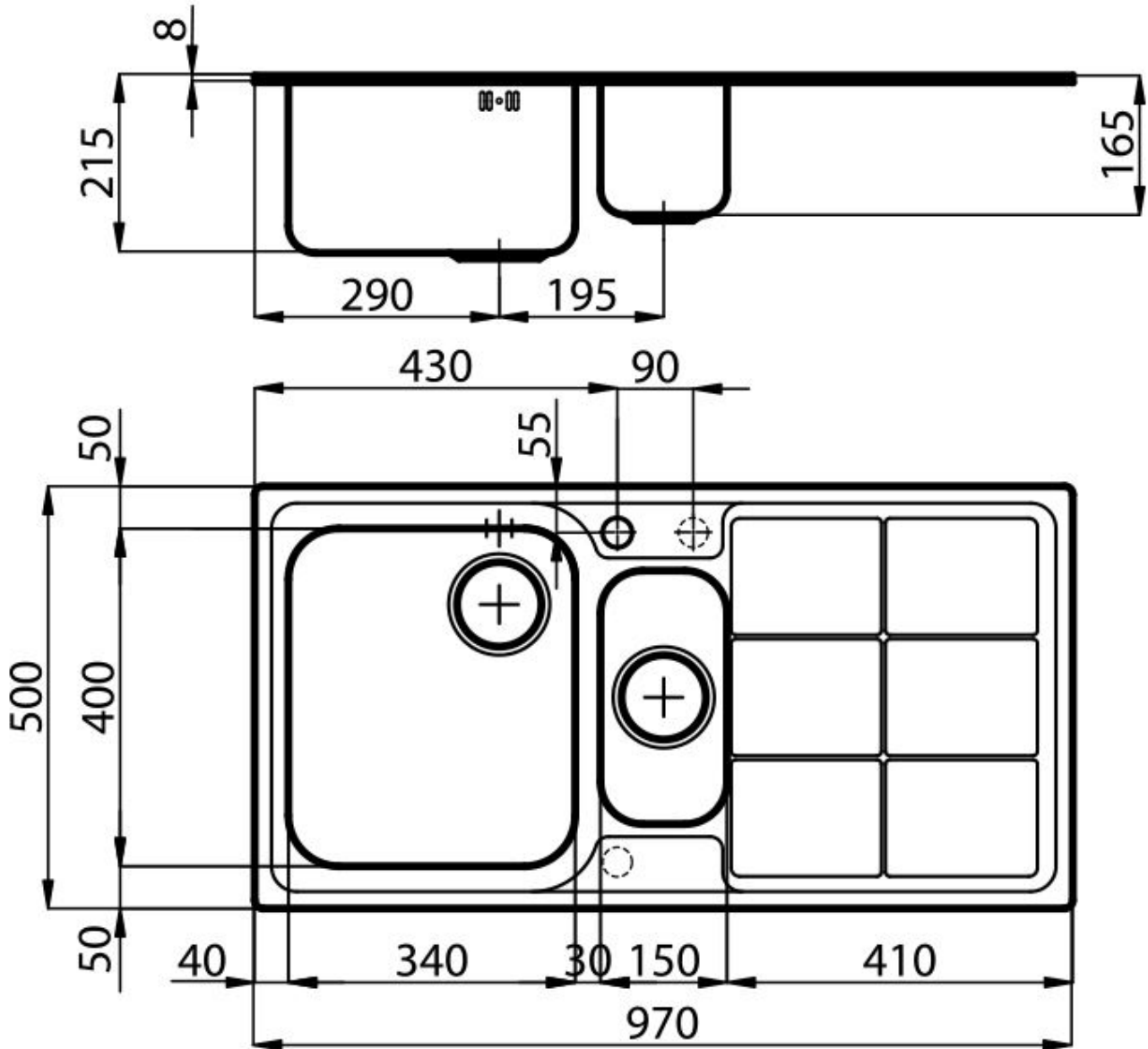
2nd / 3rd hole available The sink can be customized with the execution on request of additional holes, usable for double-hole mixers, for remote controlled drains or for the installation of soap dispensers. The positions are marked on the drawings with dotted line holes.

Basket 3,5" waste fitting The drain is equipped with a large 3.5" drain, with the practical basket cap that prevents the discharge of solid parts.

Deep bowls This bowls reach an important depth, over 20 cm, thanks to the advanced production technology, that can be offer great capiciency and practicity in all the washing operations.

Sliding brackets

TECHNICAL DATA



GALLERY



OPTIONAL ACCESSORIES



Glass chopping board



Glass chopping board



HPDE Chopping board



HPDE Twin chopping board



Iroko-wood chopping board



Iroko-wood chopping board with stainless steel colander



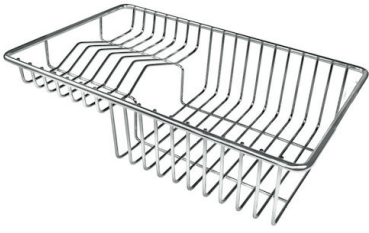
Iroko-wood sliding chopping board



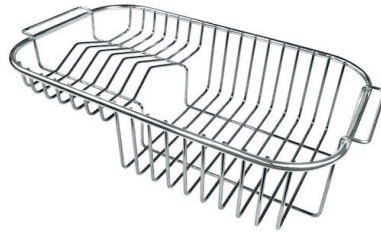
Iroko-wood sliding chopping board



Stainless steel basket



Stainless steel plate rack



Stainless steel plate rack



White bowl



White colander

WARNING:

The accessories 8159101, 8100303,8151000 are only usable in combination with 8644101

OPTIONAL AUTOMATIC WASTE FITTINGS



Automatic waste fitting



Automatic waste fitting



LIRA automatic waste fitting



LIRA automatic waste fitting