


Sink S3000

Kitchen Sinks

Code: 1312 062



DETAILS

Edge/Installation Type Standard (8 mm Edge)

Material AISI 304 stainless steel

Texture Foster brushed

Base 90 cm

Dimensions 1160x500 mm

Standard fittings Fixing hooks, gasket, drain, overflow and siphon, boxed packing

Mixer holes 1 standard hole

Built-in hole 1140x480 mm

Drainer Yes

Width 116 cm

Bowl dimension 400x400 + 340x400mm

Number of bowls 2 bowls

Waste fitting 3,5" drain

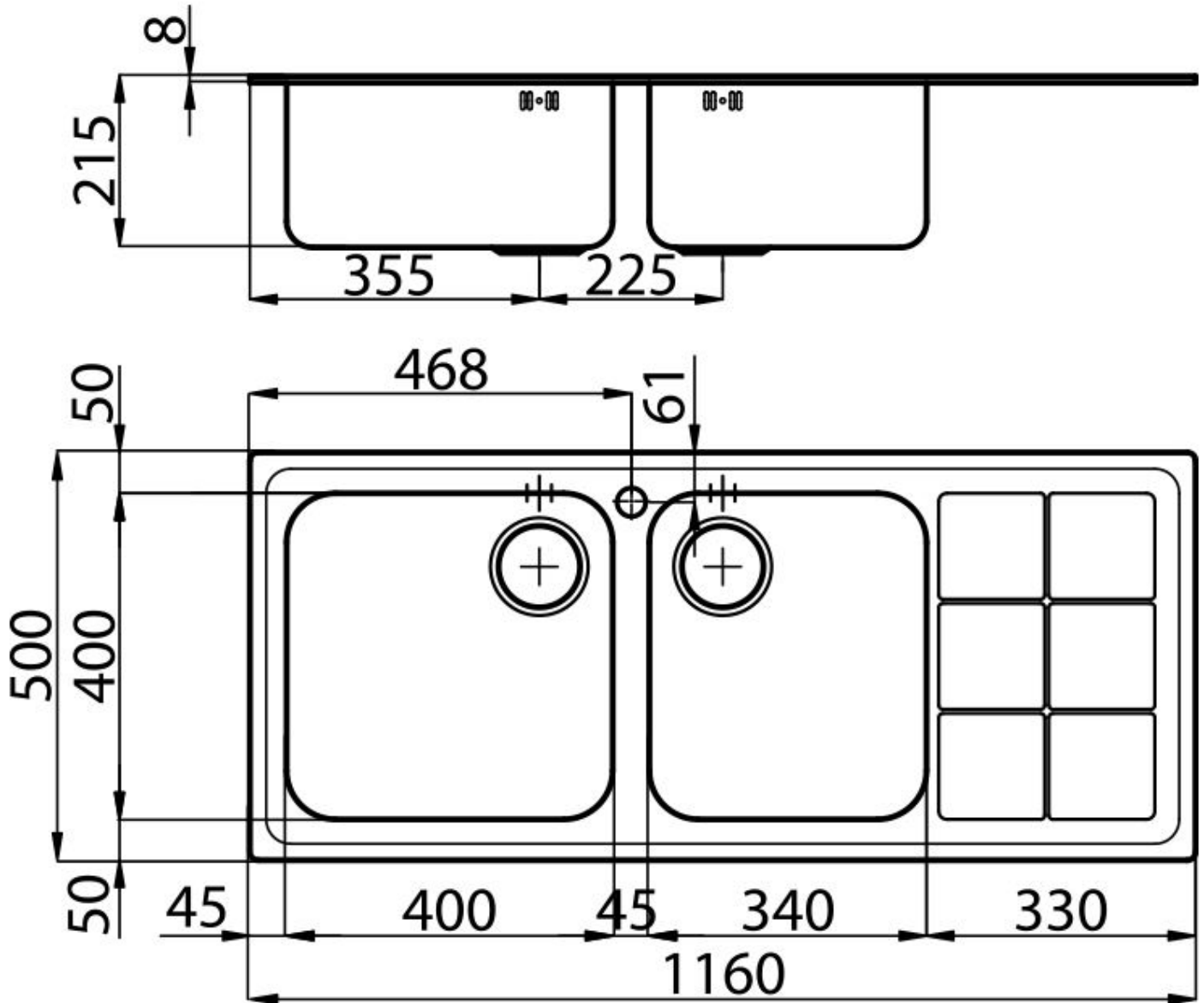
FEATURES

Basket 3,5" waste fitting The drain is equipped with a large 3.5" drain, with the practical basket cap that prevents the discharge of solid parts.

Deep bowls This bowls reach an important depth, over 20 cm, thanks to the advanced production technology, that can be offer great capieny and practicity in all the washing operations.

Sliding brackets

TECHNICAL DATA



GALLERY



OPTIONAL ACCESSORIES



Cestello inox



Glass chopping board



Glass chopping board



HPDE Chopping board



HPDE Twin chopping board



Iroko-wood chopping board



Iroko-wood chopping board



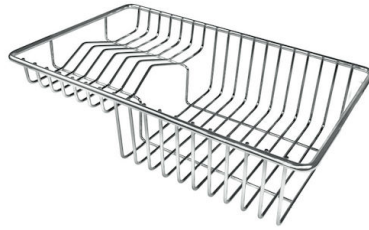
Iroko-wood chopping board with stainless steel colander



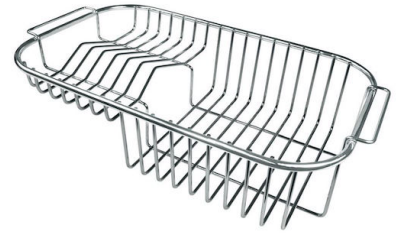
Iroko-wood sliding chopping board



Stainless steel basket



Stainless steel plate rack



Stainless steel plate rack



White bowl

WARNING:

The accessories 8159101, 8100303,8151000 are only usable in combination with 8644101