


## Sink Quadra

Kitchen Sinks

Code: 1215 850



### DETAILS

Edge/Installation Type	Undermount
Finish	Foster brushed
Material	AISI 304 stainless steel
Texture	Brushed in line
Base	60 cm
Dimensions	550x450 mm
Standard fittings	Fixing hooks, gasket, drain, overflow and siphon, boxed packing
Mixer holes	No standard holes
Built-in hole	500x400 mm

Drainer	No
---------	----

Width	55 cm
-------	-------

Bowl dimension	500x400mm
----------------	-----------

Number of bowls	1 bowl
-----------------	--------

Waste fitting	3,5" drain
---------------	------------

## FEATURES

Basket 3,5" waste fitting	The drain is equipped with a large 3.5" drain, with the practical basket cap that prevents the discharge of solid parts.
---------------------------	--

Deep bowls	This bowls reach an important depth, over 20 cm, thanks to the advanced production technology, that can be offer great capieny and practicity in all the washing operations.
------------	--

Diamond-shape bottom	The draining of water is an important feature in a sink, and it's always taken good care of in Foster products. In the bent-welded sinks, which would have a flat bottom, the proper draining is guaranteed by the elegant beveling, which helps the water flow.
----------------------	--

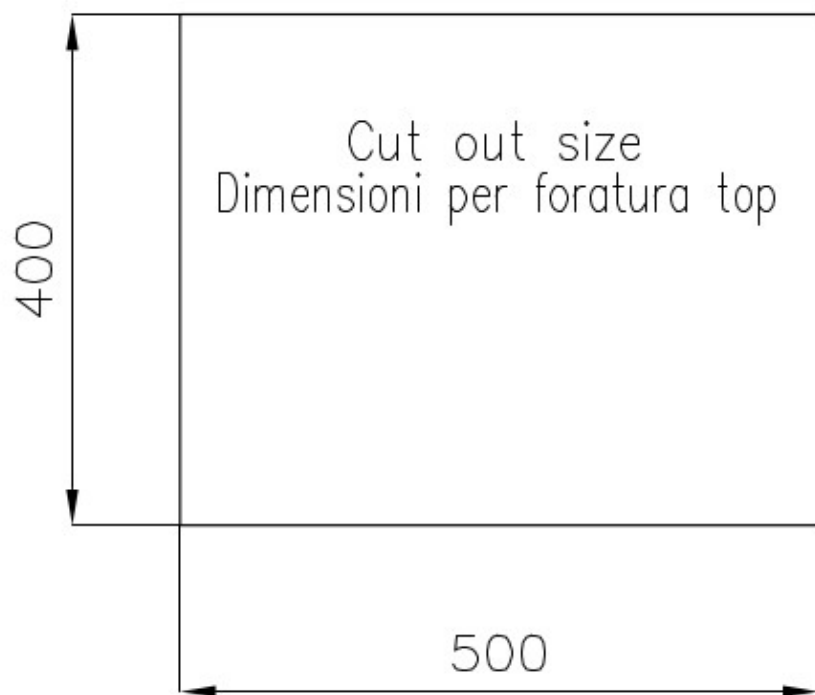
High thickness	1mm thick steel. A significant thickness, which guarantees the maximum sturdiness and durability.
----------------	---

Inclined recess	A deep and inclined recess houses the burners and grigs, allowing to create a single work surface. The inclination also makes it extremely easy to clean the edges.
-----------------	---

Perimetral overflow	The overflow is always a security on the Foster sinks that prevents the overflow of water in case of oversights. The perimeter drain solution improves aesthetics thanks to its square and essential shape.
---------------------	---

Squared bowls - 0/9 radius	The square bowls of Foster have perfectly squared vertical edges, while those on the bottom have a small radius of 9 mm that facilitates cleaning operations.
----------------------------	---





## GALLERY



## OPTIONAL ACCESSORIES



Cestello inox



Glass chopping board



HPDE Chopping board



HPDE Twin chopping board



Iroko-wood chopping board with stainless steel colander



Iroko-wood sliding chopping board



Iroko-wood twin chopping board



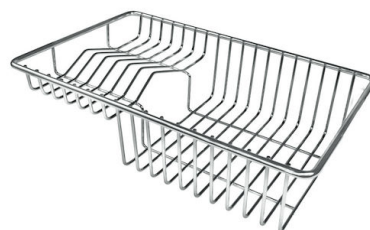
Stainless steel colander



Stainless steel plate rack



Stainless steel plate rack



Stainless steel plate rack



White basket



White bowl



Graters kit with ring-holder and food collection tray



Stainless steel perforated tray

**WARNING:**

**The accessories 8159101, 8100303, 8151000 are only usable in combination with 8644101**

**The accessories 8100154, 8154000 are only usable in combination with 8644004**

**RECOMMENDED PAIRINGS**



Mixer Tap Tre Alto



Mixer Tap Twix Plus

## OPTIONAL AUTOMATIC WASTE FITTINGS



Automatic waste fitting



Space automatic waste fitting



Space automatic waste fitting



Space Light automatic waste fitting



Space Milano automatic waste fitting



Space Push automatic waste fitting